

FP2 - TIP 'O THE WEEK #126

THE AUDIT MODULE

Hi Everyone,

Well, last week I mentioned that grass burning was a local tradition and that I hoped things didn't get out of control. Of course, whenever you say something like that, things inevitably do. This past Monday we had an excellent example of why you should never leave a burn site unattended and of how quickly things can change on you.

While doing some extensive grass burning around his property, a local homeowner seemed to take all the necessary steps. He monitored the fire carefully, he checked to make sure everything was out, he even asked a neighbor to monitor things while he was away from the property. Unfortunately a combination of high winds and a creosote-soaked shed led to a fairly large fire involving the shed, nearby trees and a woodpile.

The speed at which the fire went from smoldering coals to a serious blaze was surprising, for me at least. Firefighters driving past the property 15 minutes earlier saw no smoke, but the shed was fully involved and trees were candling by the time we arrived - notified by a department member who lived in the area.

For me, the fire was a great learning experience - my first fire call with the department. For the homeowner and neighbors, I hope it was an important learning experience as well - about the danger of just one smoldering ember and the speed with which a fire can spread. Luckily, it wasn't a lesson which cost people their homes or lives, but it's definitely something we can all learn from.



Welcome New Client

The Russell Fire Department is a department with 24 volunteer firefighters under Chief Bruce Armstrong. Firefighters are on call 24 / 7, covering an area of about 400 to 500 square kilometers - most of it is farming (dairy) with the 3 small hamlets of Marionville, Marvelville and an area called Stanley Crescent. Russell itself is a small village of approximately 3,000 residents, which is growing quickly due to its close proximity (30 KM) to Ottawa.



The Russell Fire Department has been in existence since May 15th, 1915 and has always been very active in the community. They participate at the local Fair and Remembrance Day parades, and have been doing the Santa Claus Express for about 25 years. The Santa Claus Express is an annual event where the RFD gives Santa a ride around the area so that he can say goodnight to the kids in several communities.

The RFD recently moved into a new fire station, and while it was being constructed, they fundraised over \$75,000 to build a helicopter landing pad for the Air Ambulance. (see photo above). In addition to the Heliport they raised \$45,000 more to build a Fire Education Trailer for use at local schools, community events and senior centers and for mutual aid partners to promote Fire Safety. The RFD takes their community involvement beyond emergency calls, setting their sights on helping and supporting the community however they can.



The Audit Module

Many of you probably were aware that a new Auditing module was in the works. Well, now it's done, and everyone can take advantage of it. The Audit module is available at no cost for the Contact Manger and System Settings sections of FirePro. If you would like to try the Audit feature out for these modules, contact Ingenious Software.

The Audit Module tracks information about additions, deletions and any changes made to records in FirePro, including which record was changed, the information that was altered (including previous information), when the change was made, and the user who made the change.

Audit reporting is controlled by several user permissions on the password window.

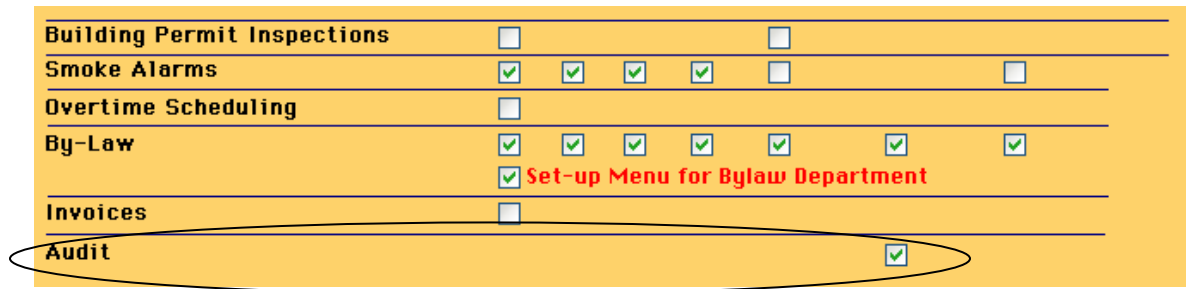
View	Edit	Audit	Officer Status	Mngmnt Reports
<input checked="" type="checkbox"/>	<input checked="" type="checkbox"/>	<input checked="" type="checkbox"/>	<input type="checkbox"/>	<input type="checkbox"/>

For each module that you have purchased Audit for, there will be an '**Audit**' checkbox.

If a user has this checkbox checked, they will be able to view audit records for that module.

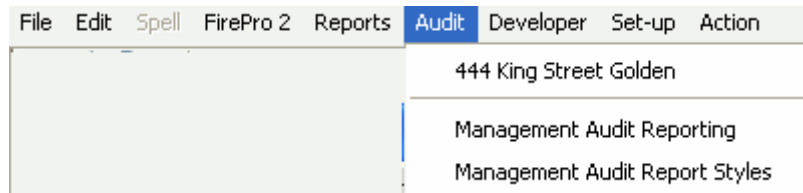
For example, if *User 2* has the **Audit** box checked for the Property module, she will be able to view her own audit records for the Property module. *User 2* would not be able to see audit records for changes made by any other user in the Property module, only her own.

Another checkbox called **'Audit Officer'** is available for users on the Other Modules Tab.



If *User 2* from the previous example had this checked, she would be able to see audit records for any change made by any user in the Property module.

Audit reporting is accessible through the **Audit** menu.



Audit --> Show History of Current Record

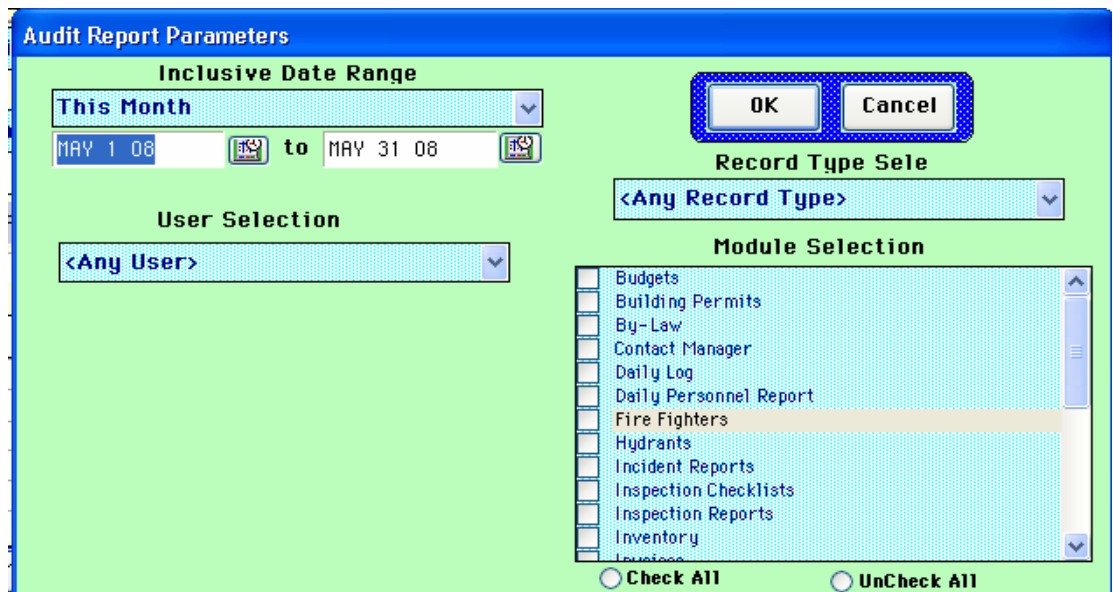
This will generate a report containing all audit records for the **Current Record**. The **Current Record** refers to a record you are currently viewing in FirePro.

For example, if *User 2* had the **Properties** window open and was viewing 444 King Street, **Show History of Current Record** would print a report containing all changes made to 444 King Street in FirePro which *User 2* has the permission to view.

Audit --> Management Audit Reporting

This allows the user to generate a report of audit records for one or many modules made by one or many users within a date range.

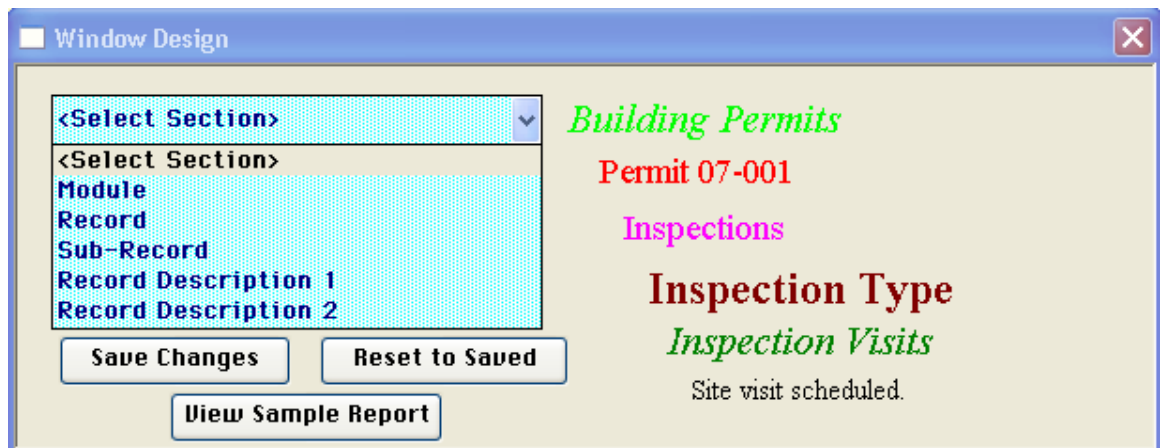
Only audit records created within the **Inclusive Date Range** will be printed on the report. Modules will be available in the **Module Selection** list only if auditing has been purchased for that module, and this user has access to it.



Audit --> Management Audit Report Styles

This window allows users to customize the colour and style of the subtotal text on the **Management Audit Report**.

Use the drop list to select the style you wish to change. You can make changes to as many styles as needed and then choose **Save Changes** to save your changes.



View Sample Report will print a sample report with the current styles and colors. You do not need to **Save Changes** before printing the sample report.

String Table

If you get the message: 'FirePro could not find the file "StringTable.txt" which is needed to create the string table, then this needs to be loaded. Audit will not work without the string table. You must put the file called 'Stringtable.txt' into the same folder as your FirePro data file. You will receive this file when you purchase any of the Audit modules.



Quote of the week:

The good news about computers is that they do what you tell them to do. The bad news is that they do what you tell them to do.

Ted Nelson



Contacting us?

For all tech support, please send the emails to fp2tech@ingenioussoftware.com

For administration or accounting, e-mail anne@ingenioussoftware.com

For training, e-mail Jeremy at fp2train@ingenioussoftware.com

You may also call us anytime at 866-352-9495. If for some reason you are unable to reach us, an alternate contact number is: 416-238-5333.

If you'd like to see previous tips, you can view them online at
http://www.ingenioussoftware.com/Tips_index.htm

To view or download the FirePro 2 User Manual, go to:

<http://www.ingenioussoftware.com/downloadman.htm>

If you have a general question that you want to ask the other users of FirePro or if you want to share some advice, please feel free to send to the list that the tip comes through to you on –

fp2townhall@ingenioussoftware.net – remember that everyone on the list will get your e-mail, so use this with discretion. When you reply to a message received on the list, your message will go only to “fireprotech” , unless you change the “to” field. So, if you want everyone to see your reply, change the address to fp2townhall@ingenioussoftware.net

Please let other users of FirePro in your department know about the e-mail list too! They can subscribe to the list by simply sending a blank email to

fp2townhall-subscribe@ingenioussoftware.net

We welcome all users and appreciate everyone’s input.

Enjoy the week ahead!

Jeremy