


















MAINTENANCE MENU SUPPLEMENT ONTARIO



As most of the windows included in this section are basic lists, we have only included screen shots of the one basic list window and any windows with different features.

These instructions show you how to alter the provincial lists. From time to time your province will add or change a code and this allows you to make the changes in your copy of the software.

Maintenance	
Rebuild Account balances	
Edit Pop-up Lists	<ul style="list-style-type: none"> Account Names Training Lists Inspection Lists Inspection CheckLists Permits Inventory
Edit Hazardous Materials	
Edit Fire/Building Codes	
Import Data	
Data Updates	
Purge Old Data	
Custom Dictionary	
Pre-Plan Titles	
Permits	
Special Wording on Reports	
Registered PPCs	<ul style="list-style-type: none"> Incident Report Provincial Lists Other Incident Lists Smoke Alarm Lists Department Ranks Daily Personnel Lists Overtime CallOut Negative Responses Building Permit Lists Contact Manager Categories Reminder Messages Photographers
Remove Maintenance Menu	
	<ul style="list-style-type: none"> Response Types Alarm Types Fire Causes Area of Origin Source of Ignition Fuel Source Object First Ignited Complex Occupancy Status Building Status Ownership Status Responsible Groups Vehicle Fire Lists Medical Lists Casualty Report Lists Alarm/Detection/Suppression Lists

-  ON.20.100.10 Response Types
-  ON.20.100.20 Alarm Types
-  ON.20.100.30 Fire Causes
-  ON.20.100.40 Area of Origin
-  ON.20.100.50 Source of Ignition
-  ON.20.100.60 Fuel Source
-  ON.20.100.70 Object First Ignited
-  ON.20.100.80 Major Occupancy
-  ON.20.100.90 Occupancy Status
-  ON.20.100.100 Building Status
-  ON.20.100.110 Ownership Status
-  ON.20.100.120 Responsible Groups
-  ON.20.100.140 Vehicle Fire Lists
-  ON.20.100.150 Medical Lists
-  ON.20.100.160 Casualty Reports Lists
-  ON.20.100.170 Alarm Detection / Suppression Lists



Maintenance → Edit Pop-up Lists → Incident Report Provincial Lists → Response Types

Function: Add or edit the Response Types used for Incidents.

Order	Header	Code	10 in 10	Full Text
8	<input checked="" type="checkbox"/>		<input type="checkbox"/> Include	
9	<input checked="" type="checkbox"/>		<input type="checkbox"/> Include	PROPERTY FIRES/EXPLOSION
10	<input type="checkbox"/>	01	<input checked="" type="checkbox"/> Include	Fire
20	<input type="checkbox"/>	02	<input checked="" type="checkbox"/> Include	Combustion Explosion (no fire)
108	<input checked="" type="checkbox"/>		<input type="checkbox"/> Include	
109	<input checked="" type="checkbox"/>		<input type="checkbox"/> Include	OVERPRESSURE RUPTURE, MUNITION EXPLOSION
110	<input type="checkbox"/>	11	<input type="checkbox"/> Include	Overpressure Rupture - No Fire
120	<input type="checkbox"/>	12	<input type="checkbox"/> Include	Munition Explosion - No Fire
208	<input checked="" type="checkbox"/>		<input type="checkbox"/> Include	
209	<input checked="" type="checkbox"/>		<input type="checkbox"/> Include	PRE-FIRE CONDITIONS
210	<input type="checkbox"/>	21	<input type="checkbox"/> Include	Overheat
220	<input type="checkbox"/>	22	<input type="checkbox"/> Include	Pot on Stove

HEADER

Check the box to make the item a header to separate main types. This makes the list easier to use. The headers can not be selected from the list on the incident or property window.

10 IN 10 INCLUDE

A check in this box will include the item in the 10 in 10 reporting. See



6.R.110.C 10 in 10 for more information.



ON.20.100.20

Maintenance → Edit Pop-up Lists → Incident Report Provincial Lists → Alarm Types

Function: Add or edit the Alarm Types used for Incidents.



ON.20.100.30

Maintenance → Edit Pop-up Lists → Incident Report Provincial Lists → Fire Causes

Function: Add or edit the Fire Causes list used for Incidents.



ON.20.100.40

Maintenance → Edit Pop-up Lists → Incident Report Provincial Lists → Area of Origin

Function: Add or edit the Area of Origin list used for Incidents.



ON.20.100.50

Maintenance → Edit Pop-up Lists → Incident Report Provincial Lists → Source of Ignition

Function: Add or edit the Source of Ignition list used for Incidents.



ON.20.100.60

Maintenance → Edit Pop-up Lists → Incident Report Provincial Lists → Fuel Source

Function: Add or edit the Fuel Source list used for Incidents.



ON.20.100.70

Maintenance → Edit Pop-up Lists → Incident Report Provincial Lists → Object First Ignited

Function: Add or edit the Object First Ignited list used for Incidents.



ON.20.100.80

Maintenance → Edit Pop-up Lists → Incident Report Provincial Lists → Complex

Function: Add or edit the Complex list used for Incidents.



ON.20.100.90

Maintenance → Edit Pop-up Lists → Incident Report Provincial Lists → Occupancy Status

Function: Add or edit the Occupancy Status list used for Incidents.



ON.20.100.100

Maintenance → Edit Pop-up Lists → Incident Report Provincial Lists → Building Status

Function: Add or edit the Building Status list used for Incidents.



ON.20.100.110

Maintenance → Edit Pop-up Lists → Incident Report Provincial Lists → Ownership Status

Function: Add or edit the Ownership Status list used for Incidents.



ON.20.100.120

Maintenance → Edit Pop-up Lists → Incident Report Provincial Lists → Responsible Groups

Function: Add or edit the Responsible Groups list used for Incidents.



ON.20.100.140

Maintenance → Edit Pop-up Lists → Incident Report Provincial Lists → Vehicle Fire Lists

Function: Add or edit the Vehicle Fire list used for Incidents.



ON.20.100.140.10 Purpose of Vehicle



ON.20.100.140.20 Fuel



ON.20.100.150

Maintenance → Edit Pop-up Lists → Incident Report Provincial Lists → Medical Lists

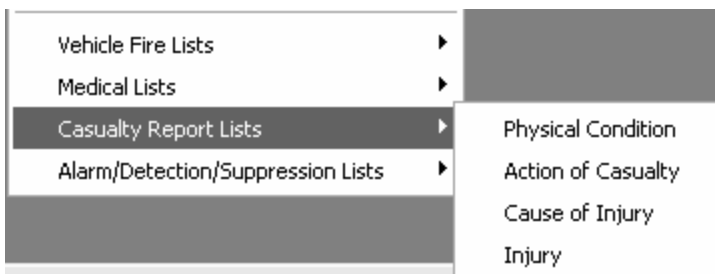
Medical Lists are covered in the main Maintenance Chapter. See  **20.110.80**



ON.20.100.160

Maintenance → Edit Pop-up Lists → Incident Report Provincial Lists → Casualty Report Lists

Function: Add or edit the Casualty lists used for Incidents.



ON.20.100.160.10 Physical Condition



ON.20.100.160.20 Action of Casualty



ON.20.100.160.30 Cause of Casualty







ON.20.100.160.40 Injury



Maintenance → Edit Pop-up Lists → Incident Report Provincial Lists → Alarm/Detection/Suppression Lists

Function: Add or edit the Alarm, Detection, & Suppression lists used for Incidents.

Device Type	Vehicle Fire Lists ▶
Device Location	Medical Lists ▶
Operation	Casualty Report Lists ▶
Reason for Inoperation	Alarm/Detection/Suppression Lists ▶

-  ON.20.100.170.10 Device type
-  ON.20.100.170.20 Device Location
-  ON.20.100.170.30 Operation
-  ON.20.100.170.40 Reason for Inoperation