



MAINTENANCE MENU SUPPLEMENT ALBERTA



As most of the windows included in this section are basic lists, we have only included screen shots of the one basic list window and any windows with different features.

These instructions show you how to alter the provincial lists. From time to time your province will add or change a code and this allows you to make the changes in your copy of the software.



AB.20.100

Maintenance → Edit Pop-up Lists → Incident Report Provincial Lists

The screenshot shows a software menu structure. The 'Maintenance' menu is open, and the 'Edit Pop-up Lists' option is selected, which has opened a sub-menu. In this sub-menu, 'Incident Report Provincial Lists' is selected, opening a third-level menu. This third-level menu is divided into two columns of options, each with a right-pointing arrow indicating further sub-options.










Menu Item	Sub-Item
Rebuild Account balances	
Edit Pop-up Lists	Account Names
Edit Hazardous Materials	Training Lists
Edit Fire/Building Codes	Inspection Lists
Import Data	Inspection CheckLists
Data Updates	Permits
Purge Old Data	Inventory
Pre-Plan Titles	Property
Permits	Address Pop-ups
Special Wording on Reports	Pre-Plan
Remove Maintenance Menu	By-Law
	Daily Log Lists
	Public Education Lists
	Invoice Lists
	Incident Report Provincial Lists
	Other Incident Lists
	Smoke Alarm Lists
	Medical AAIMS Lists
	Department Ranks
	Daily Personnel Lists
	Overtime CallOut Negative Responses
	Building Permit Lists
	Contact Manager Categories
	Reminder Messages
	Photographers
	Response Type
	Major Occupancy
	Construction Information
	Fire Details
	Fire Movement
	Fire Protection
	Fire Suppression
	Smoke Alarms
	Temperature
	Fire Service
	Casualty Report Lists
	Medical Lists



AB.20.100.10 Response Types

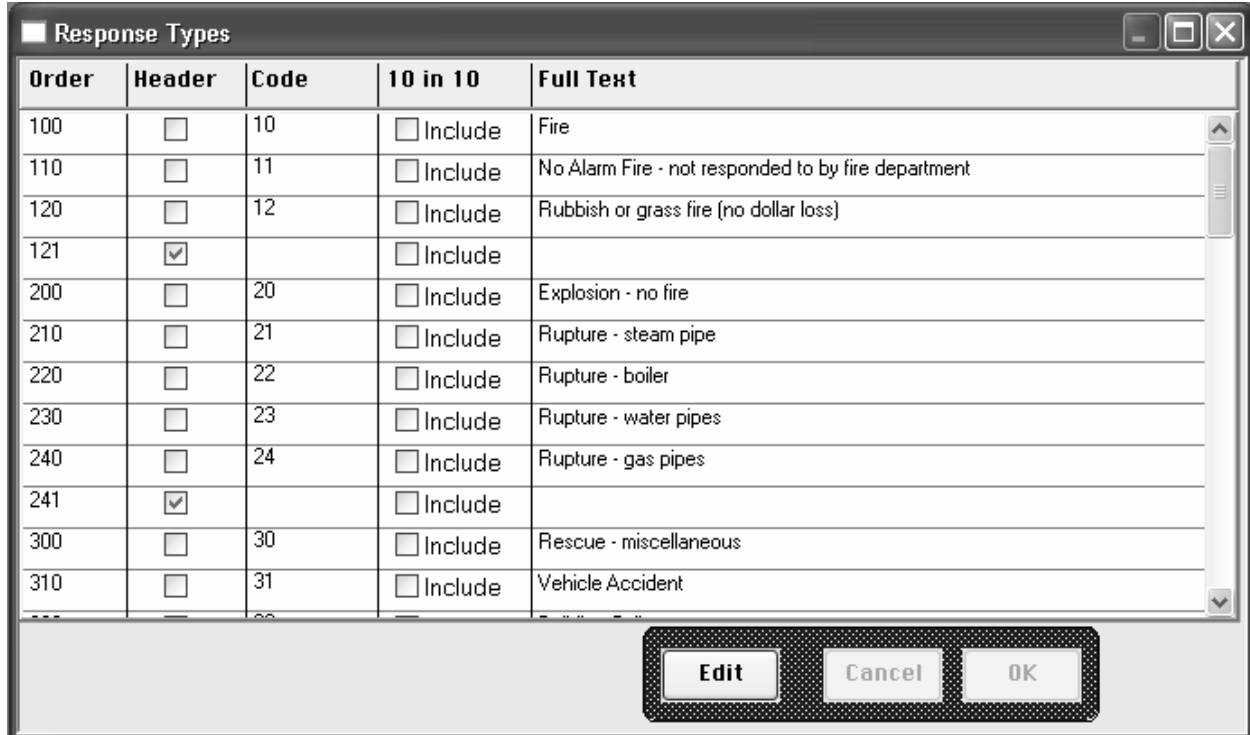


AB.20.100.20 Major Occupancy

-  AB.20.100.30 Construction Information
-  AB.20.100.40 Fire Details
-  AB.20.100.50 Fire Movement
-  AB.20.100.60 Fire Protection
-  AB.20.100.70 Fire Suppression
-  AB.20.100.80 Smoke Alarms
-  AB.20.100.90 Temperature
-  AB.20.100.100 Fire Service
-  AB.20.100.110 Casualty Report Lists
-  AB.20.100.120 Medical Lists

**Maintenance → Edit Pop-up Lists → Incident Report
Provincial Lists → Response Types**

Function: Add or edit the Response Types used for Incidents.



Order	Header	Code	10 in 10	Full Text
100	<input type="checkbox"/>	10	<input type="checkbox"/> Include	Fire
110	<input type="checkbox"/>	11	<input type="checkbox"/> Include	No Alarm Fire - not responded to by fire department
120	<input type="checkbox"/>	12	<input type="checkbox"/> Include	Rubbish or grass fire (no dollar loss)
121	<input checked="" type="checkbox"/>		<input type="checkbox"/> Include	
200	<input type="checkbox"/>	20	<input type="checkbox"/> Include	Explosion - no fire
210	<input type="checkbox"/>	21	<input type="checkbox"/> Include	Rupture - steam pipe
220	<input type="checkbox"/>	22	<input type="checkbox"/> Include	Rupture - boiler
230	<input type="checkbox"/>	23	<input type="checkbox"/> Include	Rupture - water pipes
240	<input type="checkbox"/>	24	<input type="checkbox"/> Include	Rupture - gas pipes
241	<input checked="" type="checkbox"/>		<input type="checkbox"/> Include	
300	<input type="checkbox"/>	30	<input type="checkbox"/> Include	Rescue - miscellaneous
310	<input type="checkbox"/>	31	<input type="checkbox"/> Include	Vehicle Accident

HEADER

Check the box to make the item a header to separate main types. This makes the list easier to use. The headers can not be selected from the list on the incident or property window.

10 IN 10 INCLUDE

A check in this box will include the item in the 10 in 10 reporting. See



6.R.110.C 10 in 10 for more information.






**Maintenance → Edit Pop-up Lists → Incident Report
Provincial Lists → Major Occupancy**

Function: Add or edit the Major Occupancy Types used for Incidents and on the Property Window.

**Maintenance → Edit Pop-up Lists → Incident Report
Provincial Lists → Construction Information**

Function: Add or edit the various Construction Information used for Incidents.











Response Type	
Major Occupancy	
Construction Information ▶	General Construction
Fire Details ▶	Construction Method
Fire Movement ▶	Year of Construction
Fire Protection ▶	Number of Occupants
Fire Suppression ▶	Ground Floor Area

-  AB.20.100.30.10 General Construction
-  AB.20.100.30.20 Construction Method
-  AB.20.100.30.30 Year of Construction
-  AB.20.100.30.40 Number of Occupants
-  AB.20.100.30.50 Ground Floor Area

**Maintenance → Edit Pop-up Lists → Incident Report
Provincial Lists → Fire Details**

Function: Add or edit the Fire Details Types used for Incidents





Incident Situation	Fire Details ▶
Area of Origin	Fire Movement ▶
Level of Origin	Fire Protection ▶
Extent of Fire	Fire Suppression ▶
Person's starting fire Age Range	Smoke Alarms ▶
Act or Omission	Temperature
Source of Ignition	Fire Service
Fuel or Energy	Casualty Report Lists ▶
Material First Ignited	Medical Lists ▶
Form of Heat	

-  AB.20.100.40.10 Incident Situation
-  AB.20.100.40.20 Area of Origin
-  AB.20.100.40.30 Level of Origin
-  AB.20.100.40.40 Extent of Fire
-  AB.20.100.40.50 Person's Starting Fire Age Range
-  AB.20.100.40.60 Act or Omission
-  AB.20.100.40.70 Source of Ignition
-  AB.20.100.40.80 Fuel or Energy
-  AB.20.100.40.90 Material First Ignited
-  AB.20.100.40.100 Form of Heat

**Maintenance → Edit Pop-up Lists → Incident Report
Provincial Lists → Fire Movement**

Function: Add or edit the various Fire Movement lists used for Incidents.










Flame Spread - Interior	Fire Movement ▶
Flame Spread - Vertical	Fire Protection ▶
Flame Spread - Horizontal	Fire Suppression ▶
Smoke Spread Avenues	Smoke Alarms ▶

-  AB.20.100.50.10 Flame Spread - Interior
-  AB.20.100.50.20 Flame Spread - Vertical
-  AB.20.100.50.30 Flame Spread - Horizontal
-  AB.20.100.50.40 Smoke Spread Avenues

**Maintenance → Edit Pop-up Lists → Incident Report
Provincial Lists → Fire Protection**

Function: Add or edit the Fire Protection Lists used for Incidents.




Outside Fire Protection	Fire Protection ▶
Manual Fire Protection	Fire Suppression ▶
Sprinkler Protection	Smoke Alarms ▶
Fixed System	Temperature
Performance of Auto. Extinguish. Equip.	Fire Service
Initial Detection	Casualty Report Lists ▶
Automatic Fire Detection	Medical Lists ▶
Transmission of Alarm	
Fire Detection Devices	

-  AB.20.100.60.10 Outside Fire Protection
-  AB.20.100.60.20 Manual Fire Protection
-  AB.20.100.60.30 Sprinkler Protection
-  AB.20.100.60.40 Fixed System
-  AB.20.100.60.50 Performance of Auto. Extinguish. Equip
-  AB.20.100.60.40 Initial Detection
-  AB.20.100.60.40 Automatic Fire Detection
-  AB.20.100.60.40 Transmission of Alarm
-  AB.20.100.60.40 Fire Detection Devices

**Maintenance → Edit Pop-up Lists → Incident Report
Provincial Lists → Fire Suppression**

Function: Add or edit the Fire Suppression Lists used for Incidents.





Action Taken	Fire Suppression ▶
Method of Fire Control	Smoke Alarms ▶
Mutual Aid	Temperature

-  AB.20.100.60.10 Action Taken
-  AB.20.100.60.20 Method of Fire Control
-  AB.20.100.60.30 Mutual Aid

**Maintenance → Edit Pop-up Lists → Incident Report
Provincial Lists → Smoke Alarms**

Function: Add or edit the Smoke Alarm Lists used for Incidents.

Smoke Detectors Types	Smoke Alarms ▶
Power Sources	Temperature
Descriptions for Performance	Fire Service
Descriptions of Impact	

-  AB.20.100.80.10 Smoke Detector Types
-  AB.20.100.80.20 Power Sources
-  AB.20.100.80.30 Descriptions for Performance
-  AB.20.100.80.40 Descriptions of Impact

 **AB.20.100.90**

**Maintenance → Edit Pop-up Lists → Incident Report
Provincial Lists → Temperature**

Function: Add or edit the Temperature List used for Incidents.

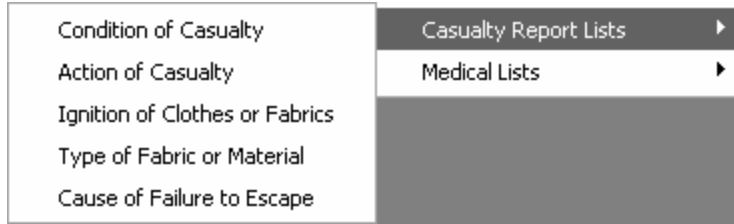
 **AB.20.100.100**






**Maintenance → Edit Pop-up Lists → Incident Report
Provincial Lists → Fire Service**

Function: Add or edit the Fire Service list used for Name Reporting for Incidents.

**Maintenance → Edit Pop-up Lists → Incident Report
Provincial Lists → Casualty Report Lists**

Function: Add or edit the Casualty Report Lists used for Incidents.



-  AB.20.100.110.10 Condition of Casualty
-  AB.20.100.110.20 Action of Casualty
-  AB.20.100.110.30 Ignition of Clothes or Fabrics
-  AB.20.100.110.40 Type of Material
-  AB.20.100.110.50 Cause of Failure to Escape

 **AB.20.100.120**

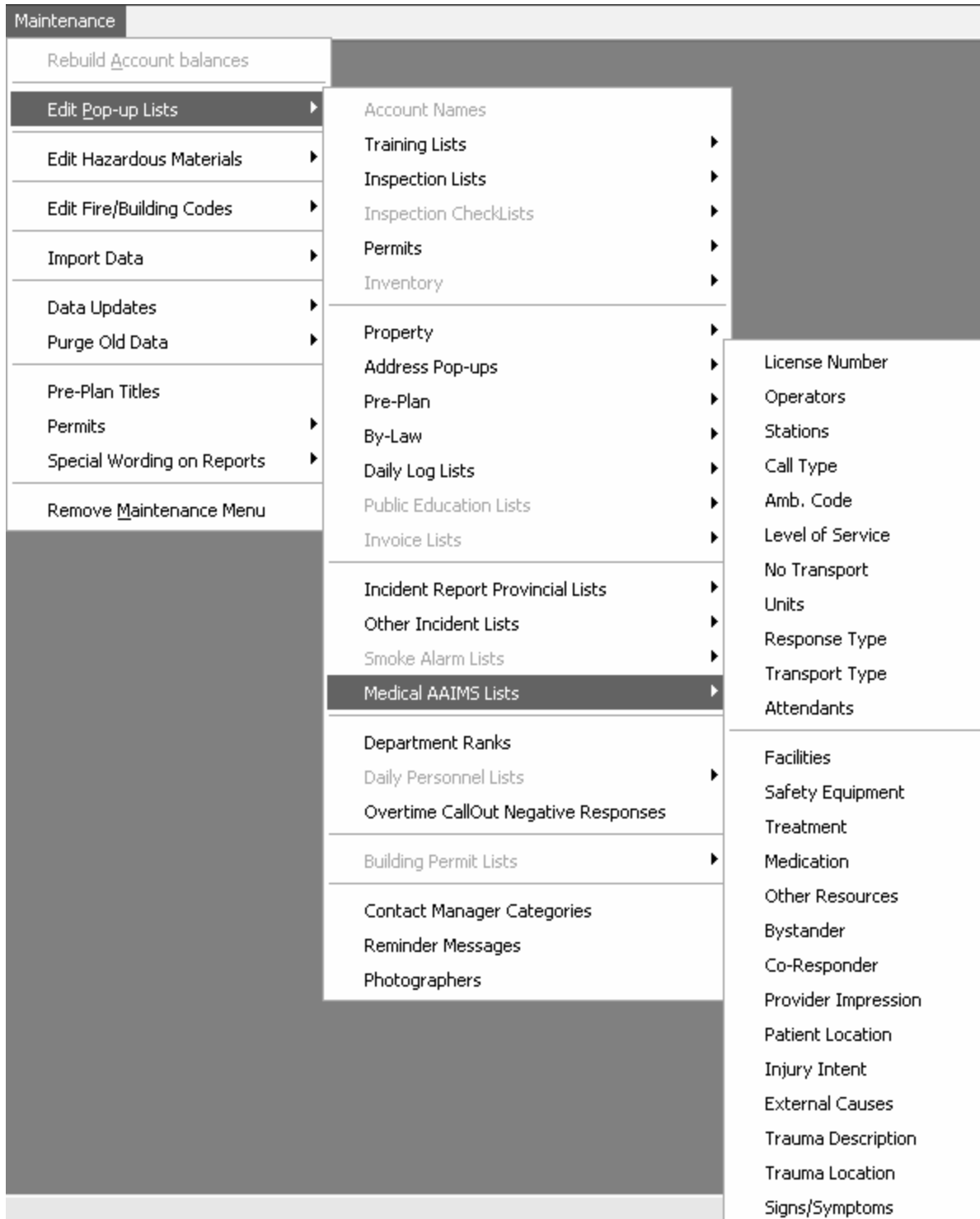
Maintenance → Edit Pop-up Lists → Incident Report
Provincial Lists → Medical Lists

Medical Lists are covered in the main Maintenance Chapter. See  **20.110.80**

Maintenance → Edit Pop-up Lists → Medical AAIMS Lists

Function: Edit the lists for the AAIMS module.

Most of these lists are imported when setting up or updating the AAIMS module, however, some lists must be set up manually by the user. These lists are License Number, Units, Amb. Code, Attendants, Hospitals and Physicians.



Maintenance	
Rebuild Account balances	
Edit Pop-up Lists	<ul style="list-style-type: none"> Account Names Training Lists Inspection Lists Inspection CheckLists Permits Inventory
Edit Hazardous Materials	
Edit Fire/Building Codes	
Import Data	
Data Updates	
Purge Old Data	
Pre-Plan Titles	
Permits	
Special Wording on Reports	
Remove Maintenance Menu	
	<ul style="list-style-type: none"> Property Address Pop-ups Pre-Plan By-Law Daily Log Lists Public Education Lists Invoice Lists Incident Report Provincial Lists Other Incident Lists Smoke Alarm Lists Medical AAIMS Lists Department Ranks Daily Personnel Lists Overtime CallOut Negative Responses Building Permit Lists Contact Manager Categories Reminder Messages Photographers
	<ul style="list-style-type: none"> License Number Operators Stations Call Type Amb. Code Level of Service No Transport Units Response Type Transport Type Attendants Facilities Safety Equipment Treatment Medication Other Resources Bystander Co-Responder Provider Impression Patient Location Injury Intent External Causes Trauma Description Trauma Location Signs/Symptoms